



N A J M A ♦ W A L K

# المحتوى



## CONTENT OUTLINE

<b>1. OUR STORY: THE TALE OF NAJMA</b>	4
<b>2. INSPIRATION: LOOK TO THE SKY</b>	6
<b>3 .OUR LOCATION: FOLLOW THE STARS</b>	8
<b>4 .THE ARCHITECT'S SCROLL: VISION WRITTEN WITH BUILDINGS</b>	8
4.1 Design Philosophy	10
4.2 Modern Outdoor mall style	12
4.3 Easy Accessibility	14
4.4 Consumer Experience	10
4.5 Easy Accessibility and Connectivity	12
4.6 Interior Design	14
4.7 Administrative Buildings	14
<b>5. YOUR ABSOLUTE SERVICE: EXCELLENCE AT YOUR COMMAND</b>	4
<b>6. SPACES FOR EVERY DREAM: TAILORED TO YOUR NEEDS</b>	6
5.1 Retail	8
5.2 Offices	14
5.3 Clinics	14
5.4 Hypermarket	14

# فجور السمااء سراج الأنام

## الحكاية ◆ THE TALE OF NAJMA

Najma Walk was created with a clear vision: to be a ***place where your moments shine.***

From its beginnings, we aimed to blend modern convenience with a setting that enhances every experience. Discover how Najma Walk became a space designed for you, where every visit is a bright and memorable one.



# الإلهام LOOK TO THE SKY

Najma Walk draws its inspiration from *the night sky*, a symbol of endless possibilities. Our design reflects this inspiration, creating an environment where your *moments can stand out*.

With a blend of modern architecture and thoughtful design, Najma Walk is a place where your experiences are meant to shine.

من النجوم

فتعلم



LOCATION ◆

# اَتَّبِعِ النُّجُومَ FOLLOW THE STARS

Strategically located in the **heart of New Cairo**, Najma Walk offers the perfect setting for your shining moments. Our prime location ensures **easy access and visibility**, making every visit convenient and rewarding.

Najma Walk is more than just a destination—  
it's where your best moments happen.

# يشرق في الدجى





LOCATION ♦

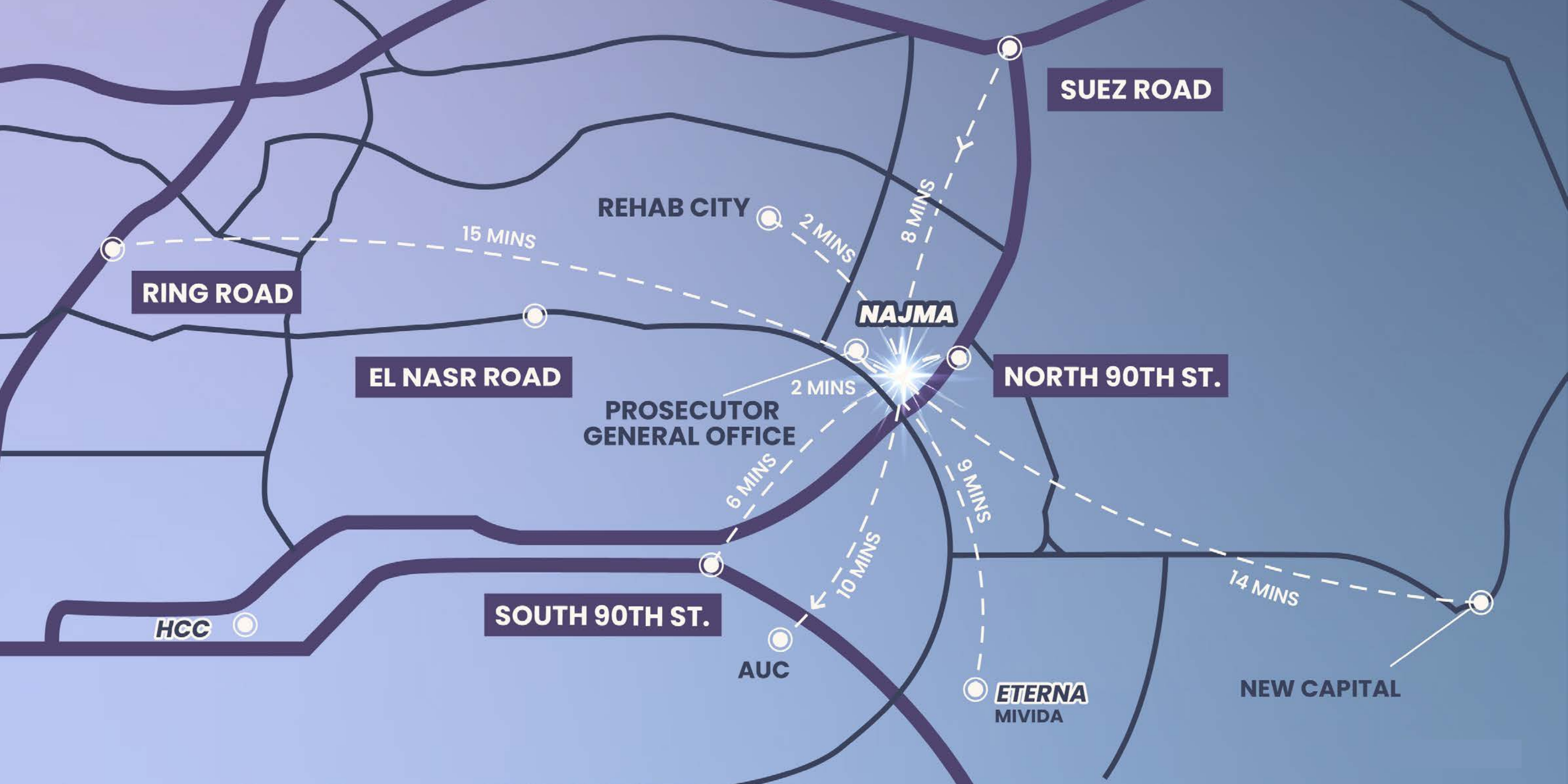
# EASILY ACCESSIBLE VIA MAJOR ROADS AND HIGHWAYS.

---


2 MINS	PUBLIC PROSECUTOR'S OFFICE
2 MINS	NORTH 90TH
2 MINS	AL-REHAB CITY ENT.
6 MINS	SOUTH 90TH
8 MINS	SUEZ ROAD
9 MINS	ETERNA/MIVIDA
10 MINS	AUC
14 MIN	NEW CAPITAL
15 MINS	RING ROAD

MAP ♦ الخريطة





# THE ARCHITECT'S SCROLL





THE ARCHITECT'S SCROLL ♦

الرؤية

# VISION WRITTEN WITH BUILDINGS

At Najma Walk, every building and space is designed to enhance your experience.

The architecture reflects a careful balance of form and function, ensuring that your moments here are exceptional.

مفتاح الروى





# DESIGN PHILOSOPHY

THE ARCHITECT'S SCROLL ◆

The architecture of Najma Walk is a blend of modern aesthetics and celestial inspiration, featuring open spaces and elements that evoke luxury, sophistication, and a connection to the brilliance of the stars.





# MODERN OUTDOOR MALL STYLE

THE ARCHITECT'S SCROLL ♦

Najma Walk features a contemporary outdoor mall design, combining sleek architectural elements with functional outdoor spaces. This modern style enhances the shopping and leisure experience, creating an inviting and stylish environment for visitors.







# EASY ACCESSIBILITY

THE ARCHITECT'S SCROLL ♦

Designed with multiple entry and exit points to ensure smooth and convenient access for visitors. This thoughtful planning facilitates seamless traffic flow and easy entry from all directions, making it a hasslefree destination for everyone.



# CONSUMER EXPERIENCE

## THE ARCHITECT'S SCROLL ◆

Najma's open-air environment is designed to captivate and inspire. The dynamic blend of retail, dining, and office spaces is cater to your every need. Whether you're exploring diverse retail options, savoring exquisite dining, or engaging in business, Najma Walk ensures an experience that is both luxurious and convenient.





# EASY ACCESSIBILITY AND CONNECTIVITY

## THE ARCHITECT'S SCROLL ♦

Designed with multiple entry and exit points to ensure smooth and convenient access for visitors. Effective connectivity between all buildings, both vertically and horizontally, ensuring seamless integration and flow between different areas enhances the overall functionality and user experience.





# ADMINISTRATIVE BUILDINGS

## THE ARCHITECT'S SCROLL ♦

Separate administrative buildings are strategically included to offer privacy for business operations while remaining centrally located near all essential services. This design creates a balanced environment where administrative functions can be conducted discreetly without compromising accessibility to key amenities.





# DESIGNED TO CREATE A VIBRANT AND ACCESSIBLE ENVIRONMENT

THE ARCHITECT'S SCROLL ♦

The plan includes spacious retail areas, a well-equipped hypermarket, and modern offices, all complemented by thoughtfully designed parking facilities to ensure convenience.





TOTAL BUILT-UP AREA:  
APPROXIMATELY

33,780 M<sup>2</sup>





YOUR ABSOLUTE SERVICE ◆

# الرفاهية ◆ EXCELLENCE AT YOUR COMMAND

Najma Walk offers top-tier services designed to ensure your time here is comfortable and convenient. From the moment you arrive, everything is in place to make sure your experience is smooth and enjoyable.

أنت  
النجم

في سماء الحياة





# YOUR ABSOLUTE *SERVICE* ◆

24/7 SECURITY



HYPERMARKET



ESCALATOR & TRAVELATOR



CCTV SYSTEMS



AMPLE PARKING



SHARE TOILETS



SERVICE ELEVATOR



AIR CONDITIONER



FIBER OPTIC



ELEVATORS




DINING AND RETAIL OUTLET



HANDICAP



FIRE ALARM SYSTEM



ELECTRIC CAR CHARGERS



EMERGENCY GENERATION





SPACES FOR EVERY DREAM ♦

الحُلم



TAILORED TO  
YOUR NEEDS

Najma Walk provides versatile spaces designed to meet a variety of needs, whether you're shopping, working, or simply spending time. Every area is carefully crafted to make sure your moments here are meaningful and memorable.

نشدو  
لنا جدين





SPACES FOR EVERY DREAM ♦

# RETAIL

Across the L.0 and L,  
including one hypermarket.

Unit Sizes: Starts From 40 m<sup>2</sup>

TYPE A




TYPE B



TYPE C



HYPERMARKET







SPACES FOR EVERY DREAM



# TYPE A

RETAIL WITH OUTDOOR AREA

*Average Indoor area starts from: **40 m<sup>2</sup>**  
Outdoor area starts from: **20 m<sup>2</sup>***



# TYPE B

RETAIL WITHOUT OUTDOOR AREA

*Average area starts from: **40 m<sup>2</sup>***



# TYPE C

KIOSK

*Average area starts from: **9 m<sup>2</sup>***



# HYPERMARKET

*Average area: **2,200 m<sup>2</sup>**.*



SPACES FOR EVERY DREAM ◆

# OFFICES

**Unit Sizes: Starts From 40 m<sup>2</sup>,** designed to suit diverse business requirements.






SPACES FOR EVERY DREAM ◆

# CLINICS

Unit Sizes: Starts From 40 m<sup>2</sup>





SPACES FOR EVERY DREAM ◆

# HYPERMARKET

***APPROXIMATELY 2,200 M<sup>2</sup>***

Of area with a significant anchor.

Strategically positioned hypermarket faces the residential area, making it a prime attraction and a major driver of foot traffic.





NAJMA ♦ WALK

NAJMA-WALK.COM  
16388